

BSEL INFRASTRUCTURE REALTY LIMITED

CIN : L99999MH1995PLC094498

Regd. Office : 737, 7th Floor, The Bombay Oilseeds & Oils Exchange Premises Co-op, Soc. Ltd.,
The Commodity Exchange, Plot No. 2,3 & 4, Sector-19-A, Vashi, Navi Mumbai-400 705.
Tel. : +91-22-6512 3124, Tele fax : +91 22 2784 4401, webside : www. bsel.com



Date: 4th July, 2020

To, BSE Limited Listing Department, Phiroze Jeejeebhoy Towers Dalal Street; Fort Mumbai 400 001 Script Code: 532123 ISIN: INE395A01016	National Stock Exchange of India Ltd. Exchange Plaza, 5th Floor Plot No. C/1, G Block; Bandra (East) Mumbai 400 051 Symbol: BSELINFRA ISIN: INE395A01016
--	--

Dear Sir/Madam,

Subject: - Submission of Half Yearly Disclosure on Related Party Transaction Pursuant to the Provisions of Regulation 23(9) Of SEBI (Listing Obligations and Disclosure Requirements) Regulations, 2015



Pursuant to the provisions of Regulation 23(9) of SEBI (Listing Obligations and Disclosure Requirements) Regulations, 2015, we hereby submit the disclosure on related party transaction for the Half Year ended March 31, 2020 drawn in accordance with applicable accounting standards.

This is for your information and record.

Kindly take the above on record and oblige.

Yours truly,

For BSEL Infrastructure Realty Limited



Alpa Hakani
Company Secretary & Compliance Officer

Encl: a/a

STANDALONE

3. Share Capital

The Company has at present, only one class of shares i.e. Equity Shares. There is no movement either in the number of shares or in amount between previous year and current year. The company has only one class of equity shares having a par value of Rs. 10/- per share. Each holder of equity shares is entitled to one vote per share.

4. Property Plant and Equipment

During the year, the Company has Sale of net fixed assets of Rs.7.84 Lakhs (Previous Year: - Purchase of net fixed assets of Rs.3.61 Lakhs from its gross block).

5. Auditors Remuneration

(Amount in Rupees)

Particulars	Current Year	Previous Year
	2019-2020	2018-2019
Audit Fees	40,000	40,000
Tax Audit Fees	10,000	10,000
Income Tax	5,000	5,000
Other Services	5,000	5,000
TOTAL	60,000	60,000

The Audit Fees is provided on annual basis.

6. Current Tax

The Company has not provided the current tax as there is no tax liability as per the Income tax law for the current year (Previous Year Tax:- Rs. Nil).

7. Earning/Expenditure in Foreign Currency

Earning: - Rs. Nil (Previous Year: - Rs. Nil)

Expenditure: -Rs. Nil (Previous Year: - Rs. Nil)

8. Related Party Disclosures

Related Party Disclosure as required by Ind AS-24 "Related Party Disclosure" are given below:

1 Individuals owing directly or indirectly an interest in the voting power that gives them control or significant influence:

<u>Name of the Party</u>	<u>Nature of Relationship</u>
Kirit R. Kanakiya	- Executive Director

2. Key Management Personnel


<u>Name of the Party</u>	<u>Nature of Relationship</u>
Kirit R. Kanakiya	- Executive Director
Disha R Devrukhkar	- Director

3. Other Related Parties and Nature of Relationship

(a) Nature of Relationship: - Associate Concerns

(b) Name of the Parties:-

- Beachcraft Investment & Trading Co. Pvt. Ltd.,
- Blackmore Investment & Trading Co. Pvt. Ltd.,
- Consistent Packagers Pvt. Ltd.,
- Pleasant Packaging Co. Pvt. Ltd.,
- Poornima Commercial Pvt. Ltd.,
- Pravara Commercial Pvt. Ltd.,
- Relaxed Packagers Pvt. Ltd.,
- Orbit Plastics Private Limited
- Timberhill Engineers Pvt. Ltd.,
- KKR Commercial Brokerage, LLC
- Total Bizcon Solution Limited



- l. Western Bizcon Services Ltd.
- m. Contact Consultancy Services Pvt. Ltd.,
- n. Stock Watch Securities Pvt. Ltd.,
- o. Stock Watch

4. Subsidiaries and Joint Ventures

a. Wholly Owned Subsidiary

BSEL Infrastructure Realty FZE

b. Joint Ventures

Goa Tech Parks Pvt. Ltd.

9. The Following transactions were carried out with the related parties in the Ordinary Course of Business. Details regarding the parties referred to in items (1) to (4) above.

(Rs. In Lakhs)

Particulars	Joint Ventures & Associate Concern	W.O.S. & Sub-subsidiaries	Total
Investments	-	6,160.80	6,160.80
Loans and Advances Given	0.58	42,265.59	42,266.17

10. Earnings Per Share


Basic EPS amounts are calculated by dividing the profit for the year attributable to equity holders of the parent by the weighted average number of Equity shares outstanding during the year.

Diluted EPS amounts are calculated by dividing the profit attributable to equity holders of the parent (after adjusting for interest on the convertible preference shares) by the weighted average number of Equity shares outstanding during the year plus the weighted average number of Equity shares that would be issued on conversion of all the dilutive potential Equity shares into Equity shares. However company don't have any dilutive potential Equity shares. Hence, Basic and Diluted EPS is same.

The earnings considered in ascertaining the Company's earnings per share comprise of the net profit after tax.

(Rs. in Lacs)

	Particulars	Current Year	Previous Year
		2019-2020	2018-2019
A.	Net Profit (Loss) after Tax	(654.23)	(2,019.24)
	Add : Excess Provision and refund of taxes of earlier years (Net)	—	—
	Net Profit (Loss) for calculation of Earning per share (Numerator)	(654.23)	(2,019.24)
B.	Weighted Average Number of Equity Shares (Denominator) (Nos.)	826.17	826.17
C.	Basic and diluted Earning Per Share (A/B) (In Rupees)	(0.79)	(2.44)
D.	Nominal Value per Equity Share (In Rupees)	10.00	10.00



13. Foreign Exchange Translation

Foreign Currency Transactions are recorded at the exchange rates prevailing on the date of transaction.

Subsidiary's accounts are consolidated at the exchange rate prevailing on the Balance Sheet date, any difference due to exchange rate is transferred to Capital Reserve for Foreign Currency Translation.

Exchange Rate considered at the time of consolidation of subsidiaries accounts is 1 AED = Rs. 20.5360, which was rate prevailing as on 31st March, 2020.

14. Auditors Remuneration

(Amount in Rupees)

Particulars	Current Year	Previous Year
	2019-2020	2018-2019
Audit Fees	69,983	86,668
Tax Audit Fees	10,000	15,000
Income Tax	5,000	5,000
Other Services	5,000	10,000
TOTAL	89,983	1,16,668

The Audit Fees is provided on annual basis.

15. Current Tax

The Company has not provided the current tax as there is no tax liability as per the Income tax law for the current year (Previous Year Tax:- Rs. Nil).

16. Related Party Disclosures

Related Party Disclosure as required by Ind AS-24 "Related Party Disclosure" are given below:

1 Individuals owing directly or indirectly an interest in the voting power that gives them control or significant influence:

<u>Name of the Party</u>	<u>Nature of Relationship</u>
Kirit R. Kanakiya	- Executive Director

2. Key Management Personnel

<u>Name of the Party</u>	<u>Nature of Relationship</u>
Kirit R. Kanakiya	- Executive Director
Disha R Devrukhkar	- Director

3. Other Related Parties and Nature of Relationship

(a) Nature of Relationship: - Associate Concerns

(b) Name of the Parties:-

- a. Beachcraft Investment & Trading Co. Pvt. Ltd.,
- b. Blackmore Investment & Trading Co. Pvt. Ltd.,
- c. Consistent Packagers Pvt. Ltd.,
- d. Pleasant Packaging Co. Pvt. Ltd.,
- e. Poornima Commercial Pvt. Ltd.,
- f. Pravara Commercial Pvt. Ltd.,
- g. Relaxed Packagers Pvt. Ltd.,
- h. Orbit Plastics Private Limited



- i. Timberhill Engineers Pvt. Ltd.,
- j. KKR Commercial Brokerage, LLC
- k. Total Bizcon Solution Limited
- l. Western Bizcon Services Ltd.
- m. Contact Consultancy Services Pvt. Ltd.,
- n. Stock Watch Securities Pvt. Ltd.,
- o. Stock Watch

4. Subsidiaries and Joint Ventures

a. Wholly Owned Subsidiary/Sub-Subsidiary

BSEL Infrastructure Realty FZE

b. Joint Ventures

Goa Tech Parks Pvt. Ltd.

17. The Following transactions were carried out with the related parties in the Ordinary Course of Business. Details regarding the parties referred to in items (1) to (4) above.

(Rs. In Lakhs)

Particulars	Key Managerial Personnel	Joint Ventures & Associate Concern	Total
Loans and Advances Taken from Director at FZE	161.24	-	161.24
Loans and Advances Given	-	0.58	0.58

Note:

Inter-se transactions between parent company with subsidiaries and sub-subsidiaries (or vice versa) have not been reported in the above table. Also Inter-se transactions between subsidiaries with sub-subsidiaries (or vice versa) have not been reported in above table.

18. Earnings Per Share

Basic EPS amounts are calculated by dividing the profit for the year attributable to equity holders of the parent by the weighted average number of Equity shares outstanding during the year.

Diluted EPS amounts are calculated by dividing the profit attributable to equity holders of the parent (after adjusting for interest on the convertible preference shares) by the weighted average number of Equity shares outstanding during the year plus the weighted average number of Equity shares that would be issued on conversion of all the dilutive potential Equity shares into Equity shares. However company don't have any dilutive potential Equity shares. Hence, Basic and Diluted EPS is same.

